


Prova le  
**ATTIVITÀ**




Attività tratta dal gioco:  
**Dragon & Pado**

Erickson

# 3.



## LA FUGA



### SCOPO DELLA SFIDA:

scartare le proprie Carte Azione prima degli altri



TUTTI I CAVALIERI

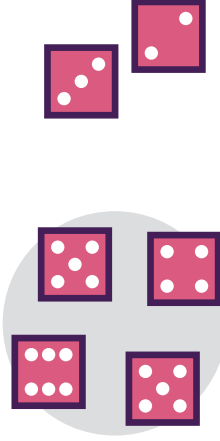
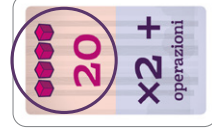


UN SET DI DADI PER OGNI CAVALIERE



CARTE AZIONE (USARE LA METÀ SUPERIORE)

- Ogni Cavaliere pesca 3 Carte Azione, le pone dinanzi a sé con la prima carta scoperta.
- A turno un Cavaliere lancia 6 dadi davanti a tutti, colui che riesce a comporre il numero presente sulle proprie Carte Azione, ferma il gioco mettendo la mano sulla Carta Dragonaddo e può scartare la Carta Azione.
- Il risultato deve essere raggiunto usando però il numero di dadi indicato dalla Carta Azione. Nell'esempio accanto usare 4 dadi per ottenere 20. Si possono usare tutte le operazioni senza limitazione.
- Un dado può essere usato una sola volta.
- Se il risultato è sbagliato il Cavaliere pesca una nuova Carta Azione e la colloca davanti a sé assieme alle altre.



### SCOPO DELLA SFIDA:

schierare le carte e i dadi in 3 linee



TUTTI I CAVALIERI

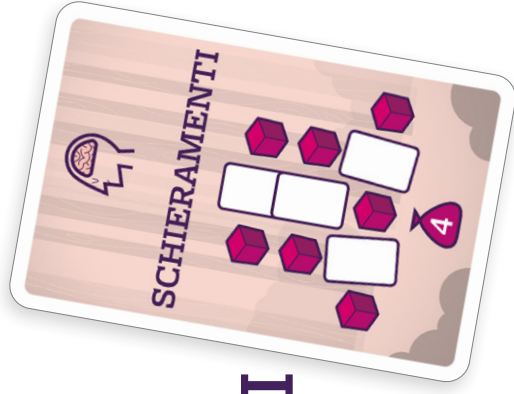
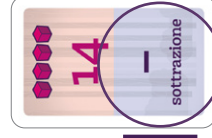
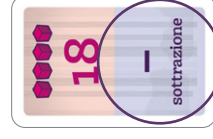
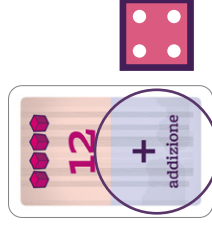


UN SET DI DADI PER OGNI CAVALIERE




CARTE AZIONE (USARE LA METÀ INFERIORE)

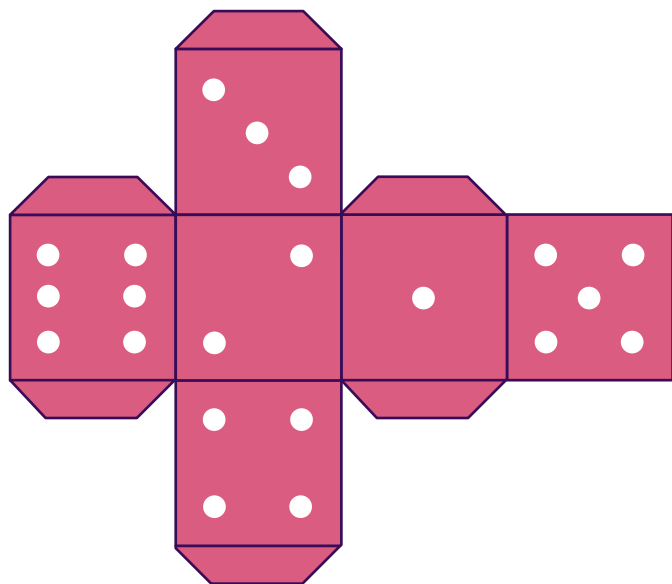
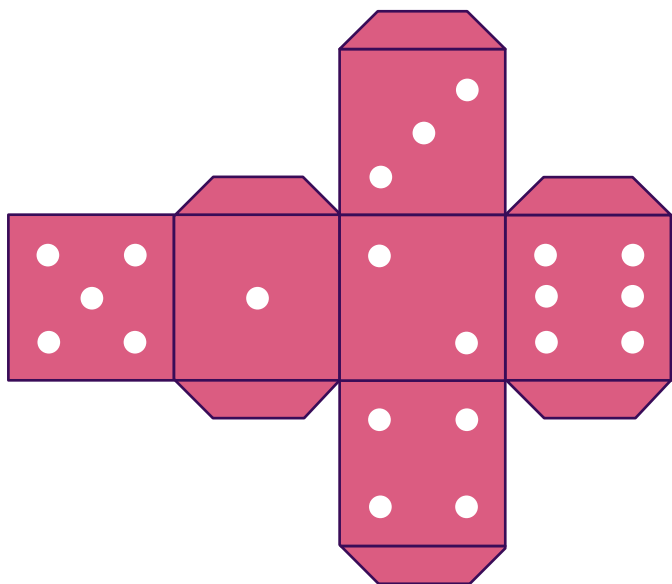
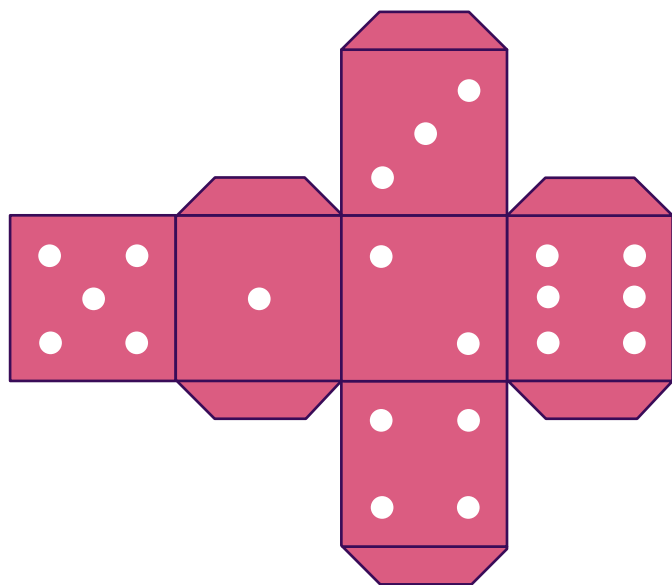
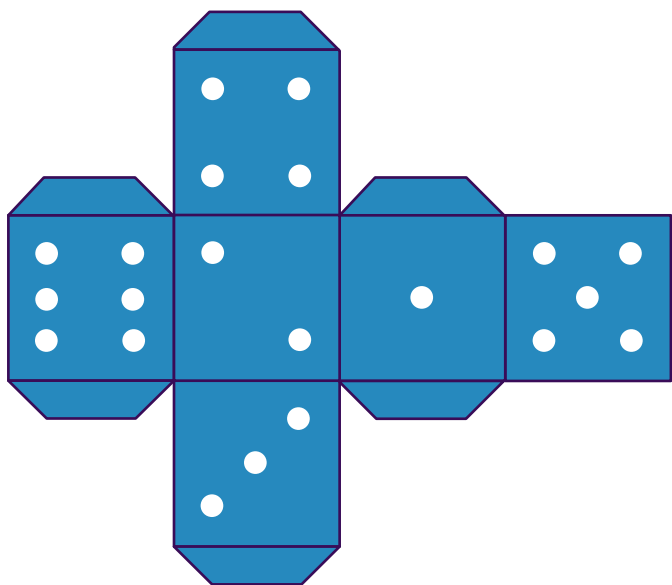
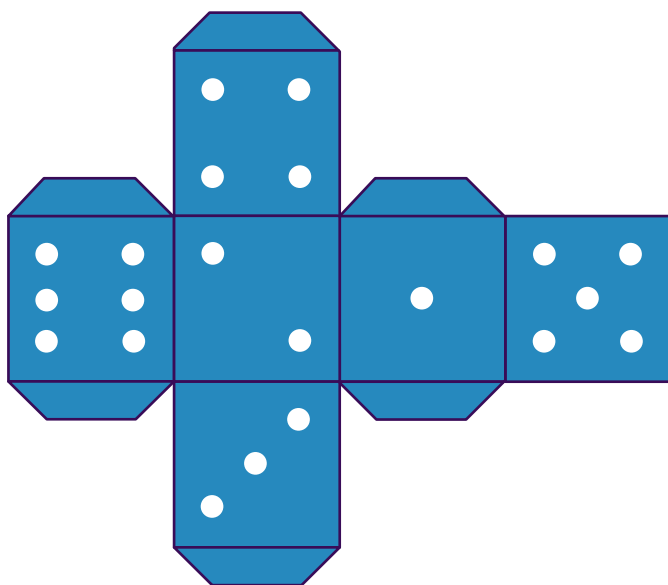
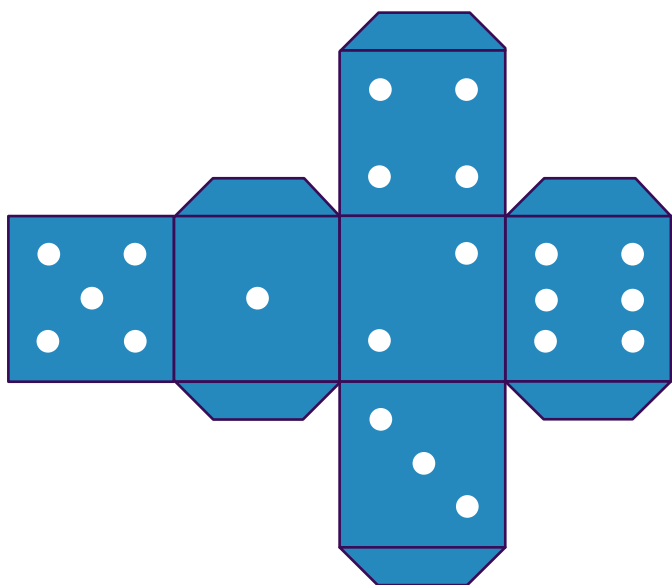
- Ogni Cavaliere pesca 4 Carte Azione, le pone dinanzi a sé, scoperte. Le operazioni presenti nelle carte saranno utilizzate per ottenere i risultati necessari per vincere la sfida.
- Dopo avere detto tutti insieme «1-2-3 Dragonaddo», ogni Cavaliere, contemporaneamente, lancia i dadi cercando di ottenere i seguenti risultati:
  - il numero 7 usando due dadi e una Carta Azione
  - il numero 3 usando due dadi e una Carta Azione
  - un numero intero pari, usando tre dadi e due Carte Azione.
- Ogni volta che si forma una linea si possono lanciare i dadi rimanenti per creare le altre.
- Vince chi per primo riesce a formare le tre sequenze e a mettere la mano sulla Carta Dragonaddo.



## SCHIERAMENTI



stampa, ritaglia e costruisci 6 dadi per giocare!”



stampa e ritaglia le carte, ... buon divertimento!



12  
+  
addizione

This card features a light blue background with a vertical wood-grain pattern. At the top, there are four red 3D cubes. Below them is the number '12' in a large, bold, purple font. Underneath the number is a black plus sign, and at the bottom, the word 'addizione' is written in a dark blue font.



12  
-  
sottrazione

This card features a light blue background with a vertical wood-grain pattern. At the top, there are three red 3D cubes. Below them is the number '12' in a large, bold, purple font. Underneath the number is a black minus sign, and at the bottom, the word 'sottrazione' is written in a dark blue font.



13  
+  
addizione

This card features a light blue background with a vertical wood-grain pattern. At the top, there are three red 3D cubes. Below them is the number '13' in a large, bold, purple font. Underneath the number is a black plus sign, and at the bottom, the word 'addizione' is written in a dark blue font.



13  
-  
sottrazione

This card features a light blue background with a vertical wood-grain pattern. At the top, there are four red 3D cubes. Below them is the number '13' in a large, bold, purple font. Underneath the number is a black minus sign, and at the bottom, the word 'sottrazione' is written in a dark blue font.



14  
+  
addizione

This card features a light blue background with a vertical wood-grain pattern. At the top, there are three red 3D cubes. Below them is the number '14' in a large, bold, purple font. Underneath the number is a black plus sign, and at the bottom, the word 'addizione' is written in a dark blue font.



14  
-  
sottrazione

This card features a light blue background with a vertical wood-grain pattern. At the top, there are four red 3D cubes. Below them is the number '14' in a large, bold, purple font. Underneath the number is a black minus sign, and at the bottom, the word 'sottrazione' is written in a dark blue font.



15  
+  
addizione

This card features a light blue background with a vertical wood-grain pattern. At the top, there are three red 3D cubes. Below them is the number '15' in a large, bold, purple font. Underneath the number is a black plus sign, and at the bottom, the word 'addizione' is written in a dark blue font.



15  
-  
sottrazione

This card features a light blue background with a vertical wood-grain pattern. At the top, there are four red 3D cubes. Below them is the number '15' in a large, bold, purple font. Underneath the number is a black minus sign, and at the bottom, the word 'sottrazione' is written in a dark blue font.



16  
+  
addizione

This card features a light blue background with a vertical wood-grain pattern. At the top, there are four red 3D cubes. Below them is the number '16' in a large, bold, purple font. Underneath the number is a black plus sign, and at the bottom, the word 'addizione' is written in a dark blue font.



16  
-  
sottrazione

This card features a light blue background with a vertical wood-grain pattern. At the top, there are five red 3D cubes. Below them is the number '16' in a large, bold, purple font. Underneath the number is a black minus sign, and at the bottom, the word 'sottrazione' is written in a dark blue font.



17  
+  
addizione

This card features a light blue background with a vertical wood-grain pattern. At the top, there are four red 3D cubes. Below them is the number '17' in a large, bold, purple font. Underneath the number is a black plus sign, and at the bottom, the word 'addizione' is written in a dark blue font.



17  
-  
sottrazione

This card features a light blue background with a vertical wood-grain pattern. At the top, there are five red 3D cubes. Below them is the number '17' in a large, bold, purple font. Underneath the number is a black minus sign, and at the bottom, the word 'sottrazione' is written in a dark blue font.